




THE **P**OWER
TO KEEP YOU **GOING**






TORCH RT SERIES G2

6K/10K

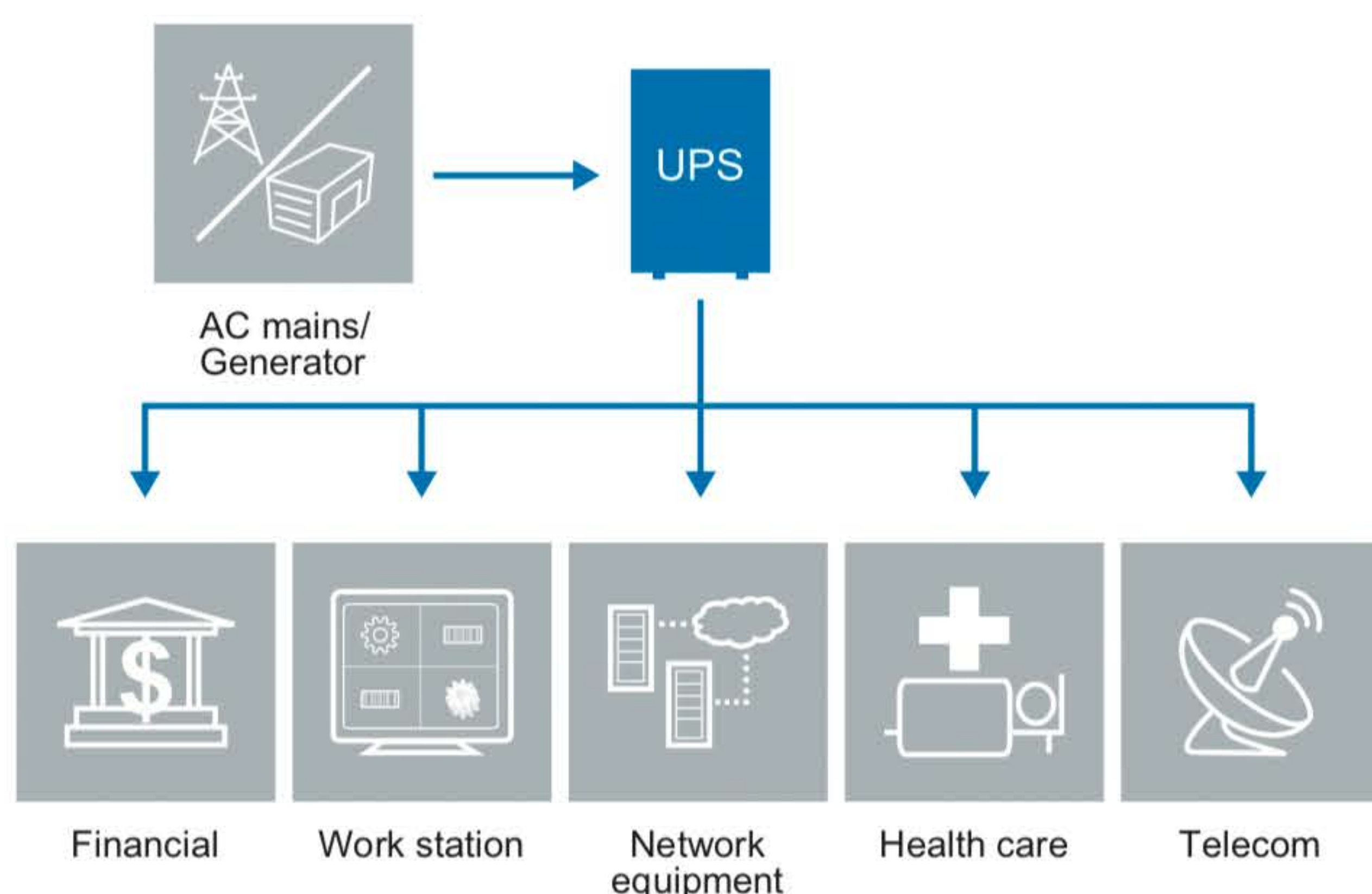


KEY FEATURES

- Output power factor 1
- No power derating in full operating temperature range
- Upgrade Winpower software seamlessly integrated with virtualization platform
- Inverter mode efficiency 95%
- Configurable battery voltage from 192~240V without power derating
- Input THDI <3%
- Output THDV <5%
- < 600mm depth can fit different dimension rack installation
- 3 hours recharging to 90% battery capacity for internal battery
- Maintenance bypass switch and parallel options are offered

-  **SINEWAVE OUTPUT**
-  **BUILT-IN BATTERIES**
-  **LCD DISPLAY**
-  **BACKUP TIME**
-  **EFFICIENCY (ECO MODE)**

TYPICAL APPLICATION



SPECIFICATIONS



Model		TORCH-6K-RT		TORCH-10K-RT	TORCH-10KL-RT
Capacity		6000VA/6000W		10000VA/10000W	
Input	Input Voltage Range	110~276V _{AC}			
	Frequency Range	40-70Hz			
	Input Wiring	Single phase with ground			
	Current Distortion (THDi)	<3% @ full load			
Output	Output Power Factor	1			
	Nominal Output Voltage	220/230/240V _{AC}			
	Voltage Regulation	± 1 %			
	Frequency Range (Battery Mode)	50/60 ± 0.05 Hz			
	Current Crest Ratio	3:1			
	Voltage Distortion (THDv)	<1% @ Linear Load, <5% @ Non-Linear Load			
	Output Waveform	Pure Sine Wave			
	Parallel Operation	Up to 3 units			
Efficiency	Inverter Mode	95%			
	Battery Mode	92%			
	ECO Mode	98%			
Battery	Battery Type	12V/7Ah	N/A	12V/9Ah	N/A
	Number of Internal Battery	16	N/A	16	N/A
	Rated Battery Voltage	192V _{DC} (192~240V _{DC} configurable)			
	Backup Time (@ PF0.9 Load)	4.5 mins	Depends on external battery	3 mins	Depends on external battery
	Backup Time (@ 80% Load)	5.5 mins		3.5 mins	
	Recharge Time (to 90%)	3 hours	N/A	3 hours	N/A
	Charging Current	1.4A (0~4A adjustable)	12A (0~12A adjustable)	2A (0~4A adjustable)	12A (0~12A adjustable)
Transfer time	Battery Mode ↔ Inverter Mode	0ms			
	Inverter Mode ↔ Bypass Mode	0ms			
	ECO Mode ↔ Battery Mode	10ms			
Display		LCD			
Audible alarm		Yes			
Dimension	WxHxD	438* 86.2* 573mm(UPS) 438*129* 593mm (battery)	438* 86.2* 573mm	438* 86.2* 573mm(UPS) 438*129* 593mm (battery)	438* 86.2* 573mm
Environment	Operating Temperature	0-40° C			
	Noise Level	<45dB @ typical load		<50dB @ typical load	
Interface	RS232/USB	Yes			
	External Slot	Yes			
	Emergency Power Off	Yes			

TORCH RT SERIES G2

ALWAYS ON

WWW.CHARGEUPS.PH